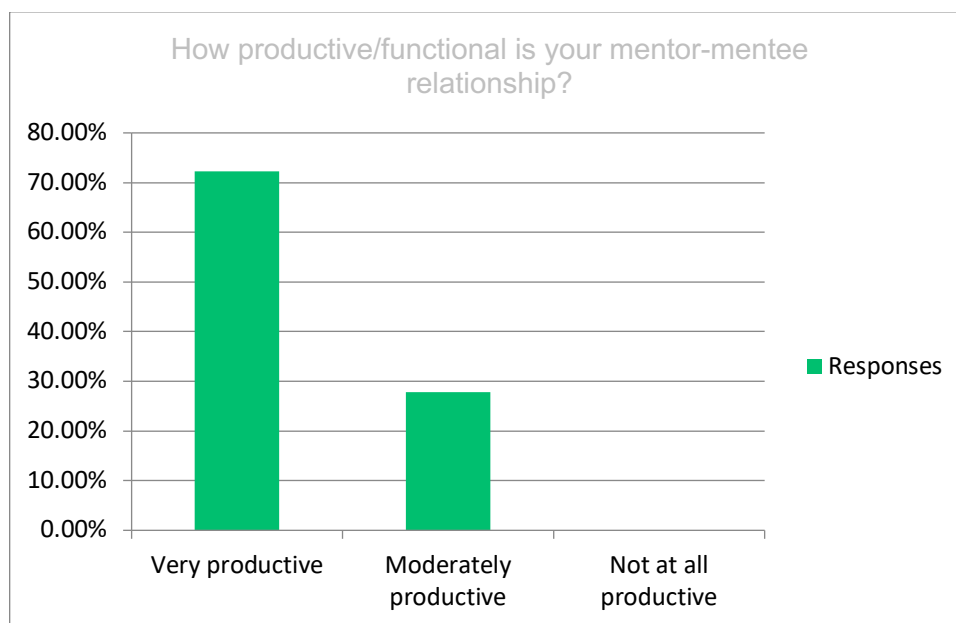


PARADIM Mentee Survey 2023

Productive/Functional Mentor-Mentee Relationship

Participants were asked to indicate the productivity/functionality the REU mentor-mentee relationship during REU experience. Of the 18 participants in the survey 18 provided responses to this question and 0 skipped the question. The data indicate that 72% of those responding indicated that they were “Very productive”. Additionally, 28% responded “Moderately productive”.

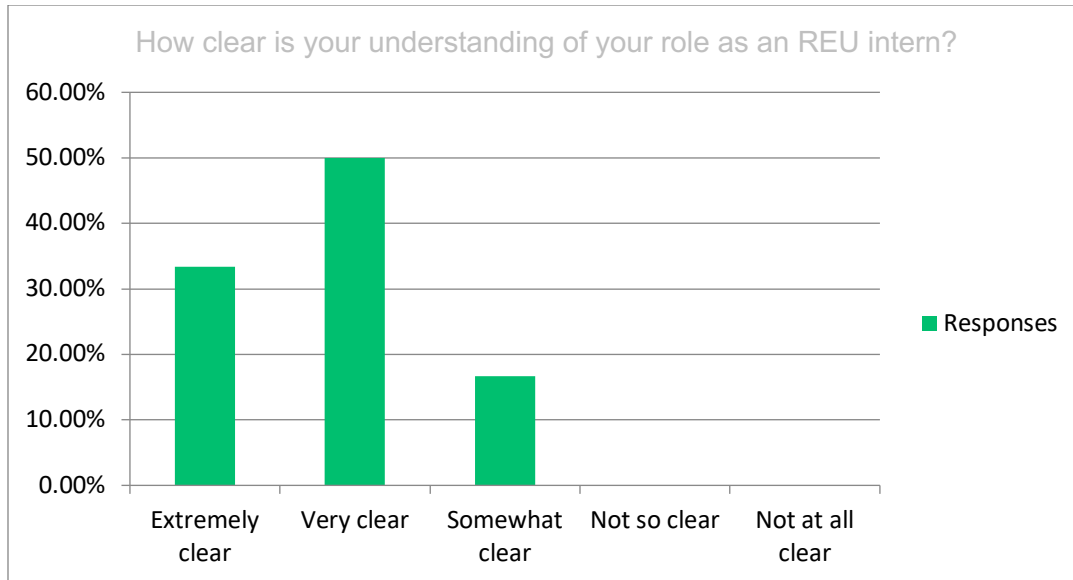
Figure 1. Mentor-Mentee Productivity



Understanding of Role as REU Intern

Participants were asked to indicate their understanding of their role as an REU intern during the REU experience. Of the 18 participants in the survey 18 provided responses to this question and 0 skipped the question. The data indicate that 33% of responses indicated that they were “Extremely clear” and 50% responded “Very clear” and 17% responded “Somewhat clear”.

Figure 2. Role as REU Intern



Participant's Satisfaction with Mentor Support

Participants were asked to indicate their satisfaction with the support provided by the mentor during throughout the REU experience. Of the 18 participants in the survey 18 provided responses to this question and 0 skipped the question. The data indicate that 67% of responses indicated that they were “Very satisfied”, 28% responded “Moderately satisfied”, and 5% responded “A little satisfied”.

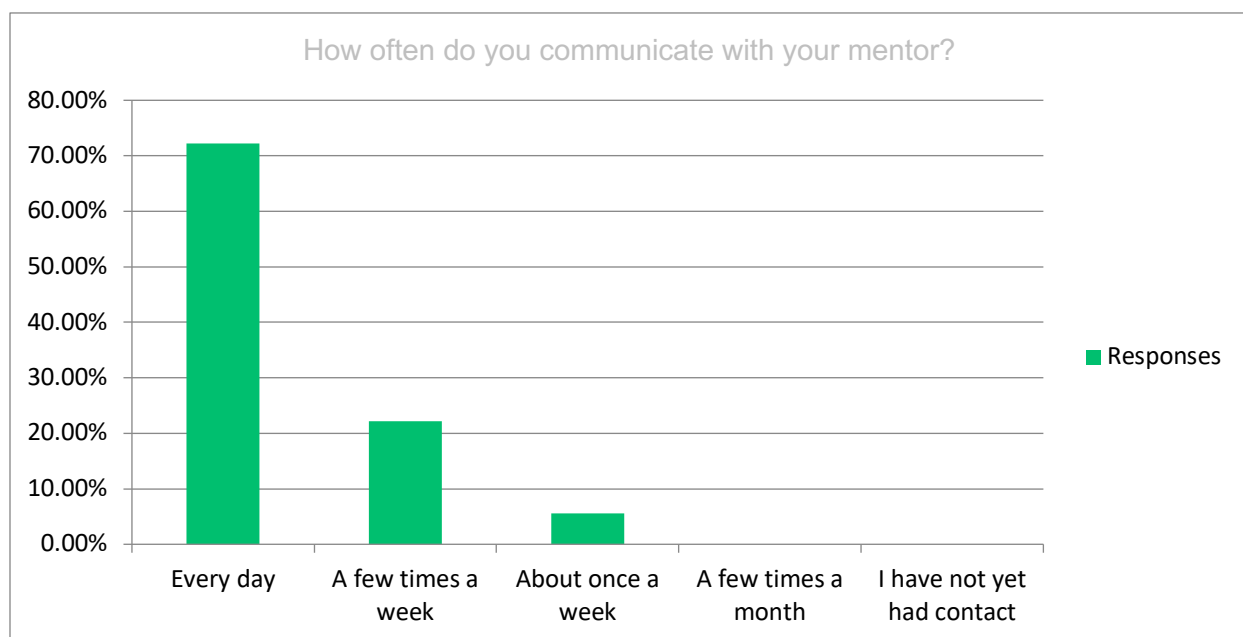
Figure 3. Satisfaction with Mentor Support



Communication with Mentor

Participants were asked to indicate how often they communicated with their mentor. Of the 18 participants in the survey 18 provided responses to this question and 0 skipped the question. The data indicate that 72% of responded “Every day”, 22% responded “A few times a week”, and 6% responded “About once a week”.

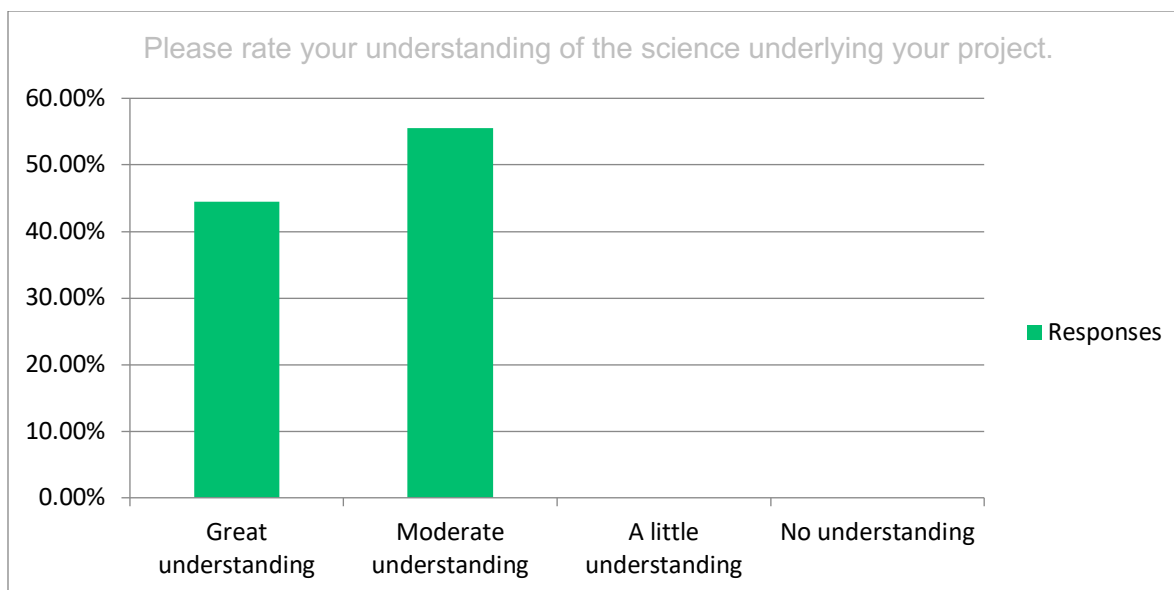
Figure 4. Communication with Mentor



Understanding of Underlying Science

Participants were asked to indicate the understanding of the underlying science regarding the REU experience. Of the 18 participants in the survey 18 provided responses to this question and 0 skipped the question. The data indicate that 44% responded “Great understanding” and 56% responded “Moderate understanding”.

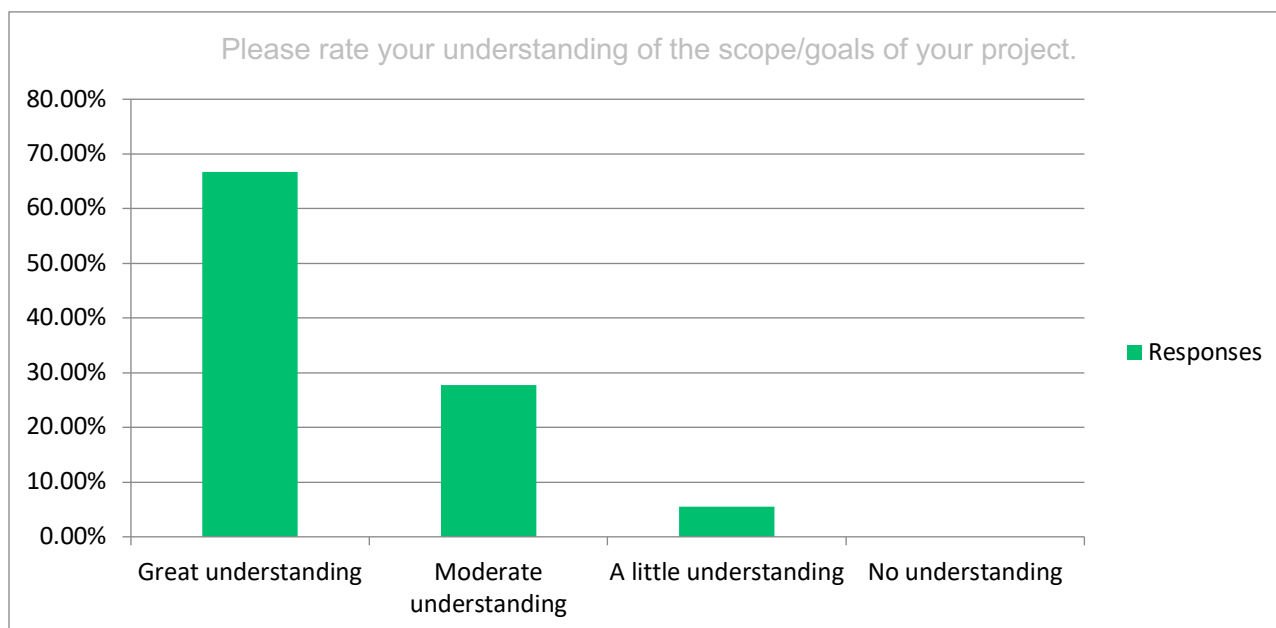
Figure 5. Understanding of Underlying Science



Understanding of Scope/Goals of Project

Participants were asked to indicate the understanding of the scope and goals of the project undertaken during the REU experience. Of the 18 participants in the survey 18 provided responses to this question and 0 skipped the question. The data indicate that 67% responded “Great understanding”, 28% responded “Moderate understanding”, and 5% responded “A little understanding”.

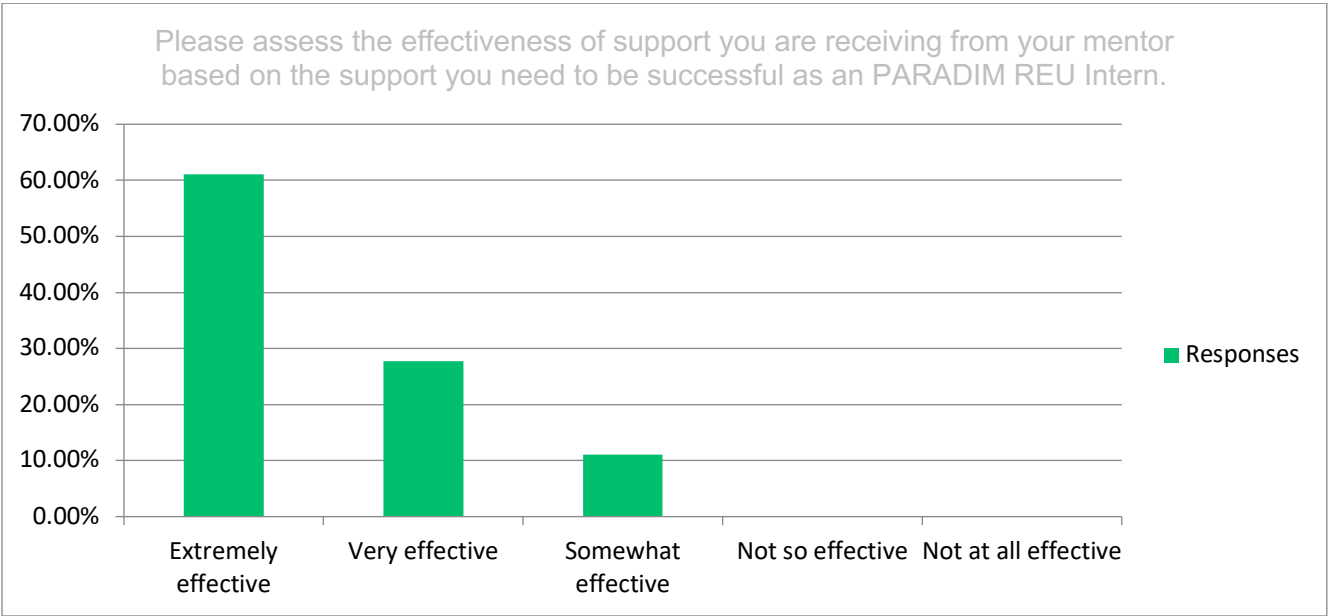
Figure 6. Understanding of Scope/Goals



Effectiveness of Mentor Support

Participants were asked to indicate the effectiveness of mentor support in the of the project undertaken during the REU experience. Of the 18 participants in the survey 18 provided responses to this question and 0 skipped the question. The data indicate that 61% responded “Extremely effective”, 28% responded “Nery effective”, and 11% responded “Somewhat effective”.

Figure 7. Effectiveness of Mentor Support



Additional Comments

Participants were asked to indicate any additional comments on the REU experience. Of the 18 participants in the survey 2 provided responses to this question and 16 skipped the question.

Figure 8. Additional Comments

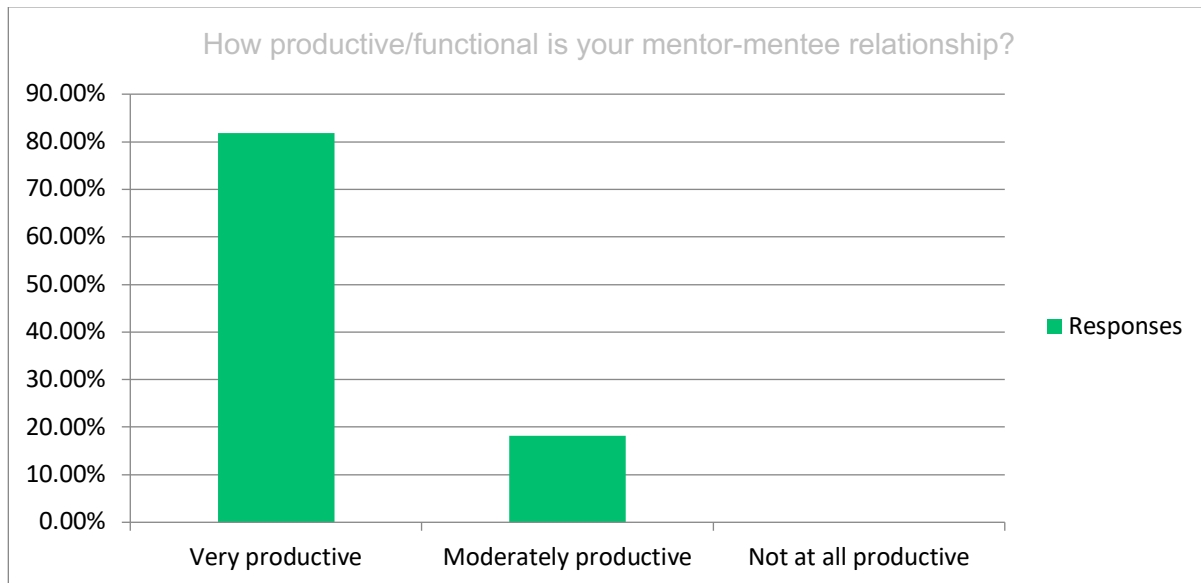
Responses
I would love to give sincere gratitude to everyone in the McQueen lab as they have all be so kind and helpful in my summer journey!
Neha is the coolest and best mentor here and I think she should get more recognition because she's that good!

PARADIM Mentor Survey 2023

Productive/Functional Mentor-Mentee Relationship

Mentors were asked to indicate the productivity/functionality the REU mentor-mentee relationship during REU experience. Of the 11 mentors in the survey 11 provided responses to this question and 0 skipped the question. The data indicate that 82% of those responding indicated that they were “Very productive” and 18% responded “Moderately productive”.

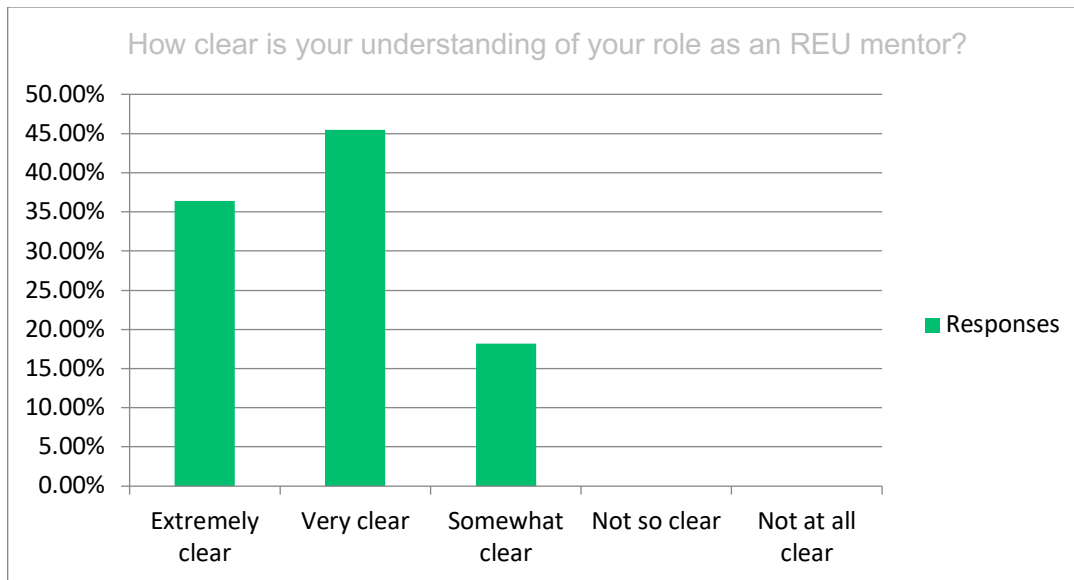
Figure 9. Mentor-Mentee Productivity



Role as REU Mentor

Mentors were asked to indicate understanding of their role as an REU mentor during the REU experience. Of the 11 mentors in the survey 11 provided responses to this question and 0 skipped the question. The data indicate that 36% of responses indicated that they were “Extremely clear” and 46% responded “Very clear” and 18% responded “Somewhat clear”.

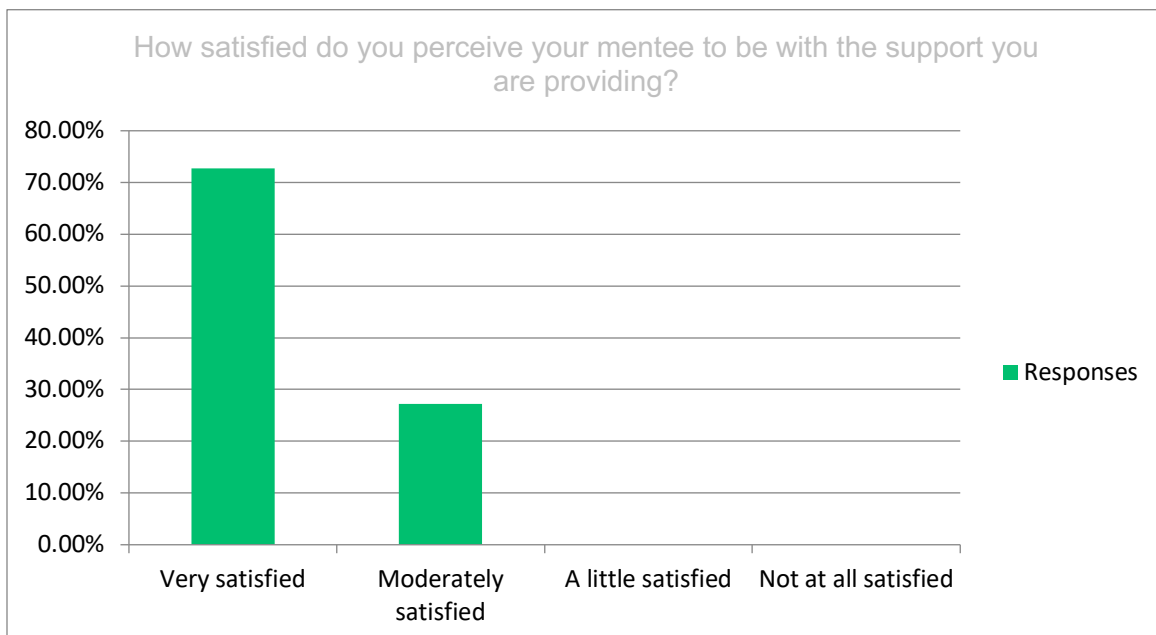
Figure 10. Role as REU Mentor



Mentee Perception of Support Provided

Mentors were asked to indicate the perception of mentees regarding support provided throughout the REU experience. Of the 11 mentors in the survey 11 provided responses to this question and 0 skipped the question. The data indicate that 73% of responded “Very satisfied” and 27% responded “Moderately satisfied”.

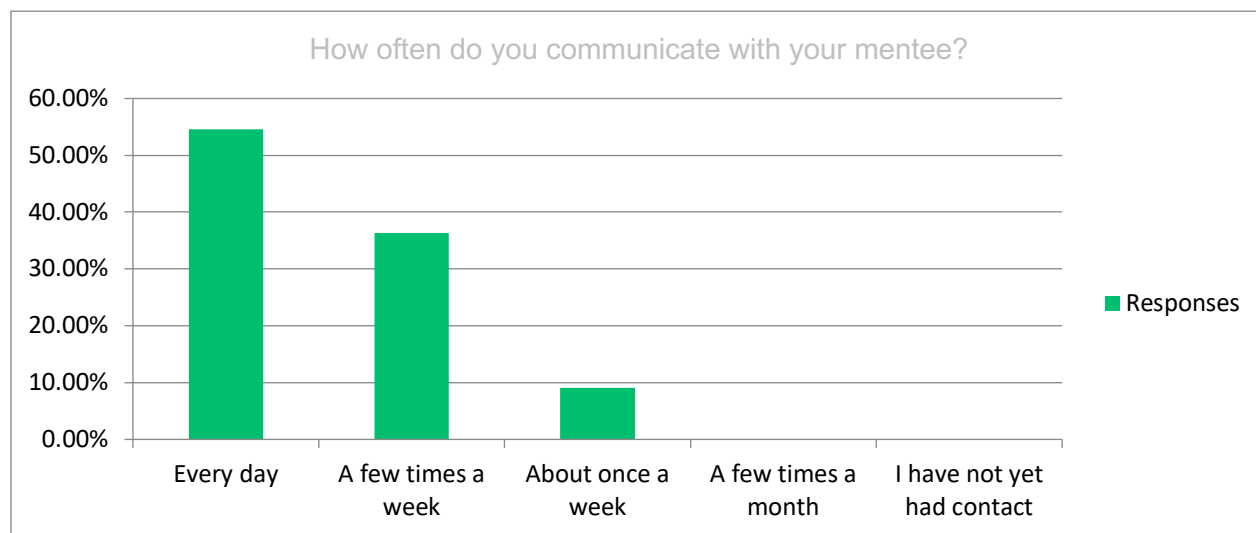
Figure 11. Mentee Perception of Support Provided



Communication with Mentee

Mentors were asked to indicate how often they communicated with their mentee. Of the 11 mentors in the survey 11 provided responses to this question and 0 skipped the question. The data indicate that 55% of responded “Every day”, 36% responded “A few times a week”, and 9% responded “About once a week”.

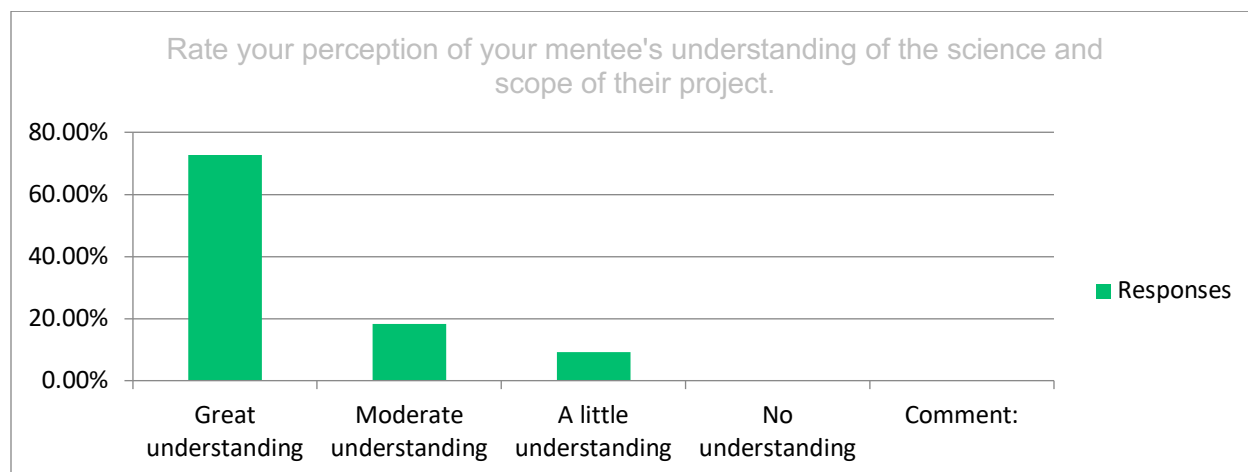
Figure 12. Communication with Mentee



Understanding of Science and Scope of Project

Mentors were asked to indicate perceptions of mentee understanding regarding the science and scope of projects during the REU experience. Of the 11 mentors in the survey 11 provided responses to this question and 0 skipped the question. The data indicate that 73% responded “Great understanding”, 18% responded “Moderate understanding” and 9% responded “A little understanding”.

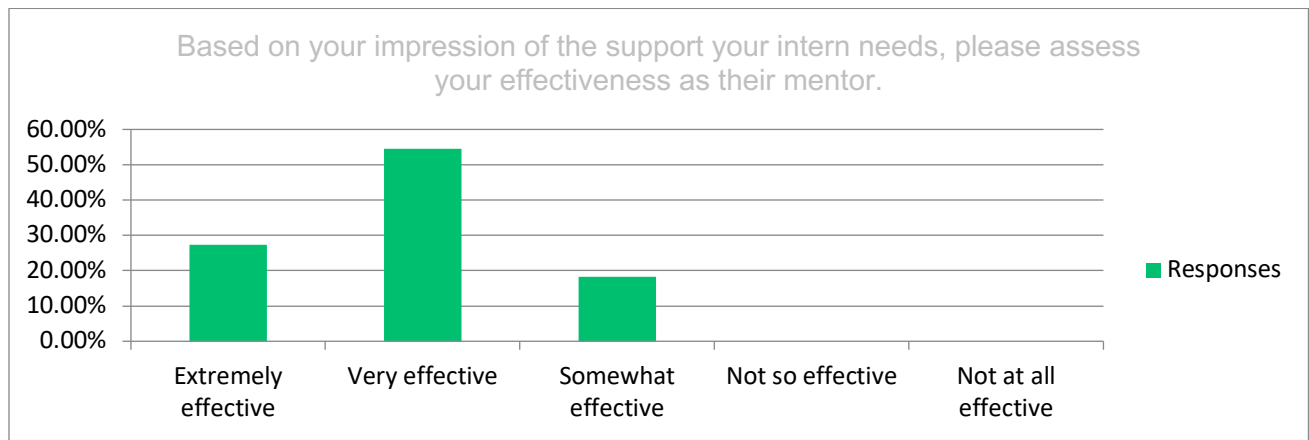
Figure 13. Understanding of Science and Scope of Project



Mentor Assessment of Support

Mentors were asked to indicate impressions of support provided during the REU experience. Of the 11 mentors in the survey 11 provided responses to this question and 0 skipped the question. The data indicate that 27% responded “Extremely effective”, 55% responded “Very effective” and 18% responded “Somewhat effective”.

Figure 14. Mentor Assessment of Support



Additional Comments

Mentors were asked to indicate any additional comments on the REU experience. Of the 11 mentors in the survey 1 provided a response and 10 did not provide additional comments.

Figure 15. Additional Comments

Responses
The REU is very eager to learn the future prospects of the project they are working on and explore the literature independently. The REU comes with very good questions and queries and we discuss them.